

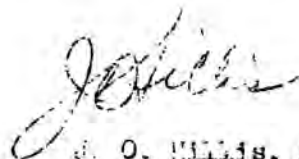
26 January 1961

*Copy of*  
**MASTER FILE COPY**

TEST EVALUATION REPORT

TEST 5106

(FOR OFFICIAL USE ONLY)



J. O. Willis, Manager  
Operations Control

## TEST EVALUATION REPORT

TEST 5106

### 1.0 GENERAL INFORMATION

#### 1.1 Launch Information

Polaris - ON 20416C, R-1

Date: 10 January 1961

Zero Time: 1714:02Z

First Motion: 1714:02.06Z

Launch Site Weather: Cloud Coverage: 1/10 Strato-Cumulus at 3,800 feet, 1/10 Alto Cumulus at 12,000 feet, 3/10 Alto Cumulus at 20,000 feet.

Wind: ENE at 13 knots

Temperature: 68.6°

Humidity: 51 percent

#### 1.2 Scheduling Information

This test was originally scheduled for 9 January 1961. It was scrubbed because of weather prior to entering the count. It was then rescheduled for and ran on 10 January 1961.

#### 1.3 Key Operations Personnel

Pre-test Planning - R. McDonald, Operations Project Engineer, UL 7-2470.

Test Command - S. J. Bourgeois, Asst., Supt., Range Operations, UL 3-2774.

Post Test Analysis - J. N. Collins, Test Analyst, UL 7-6966

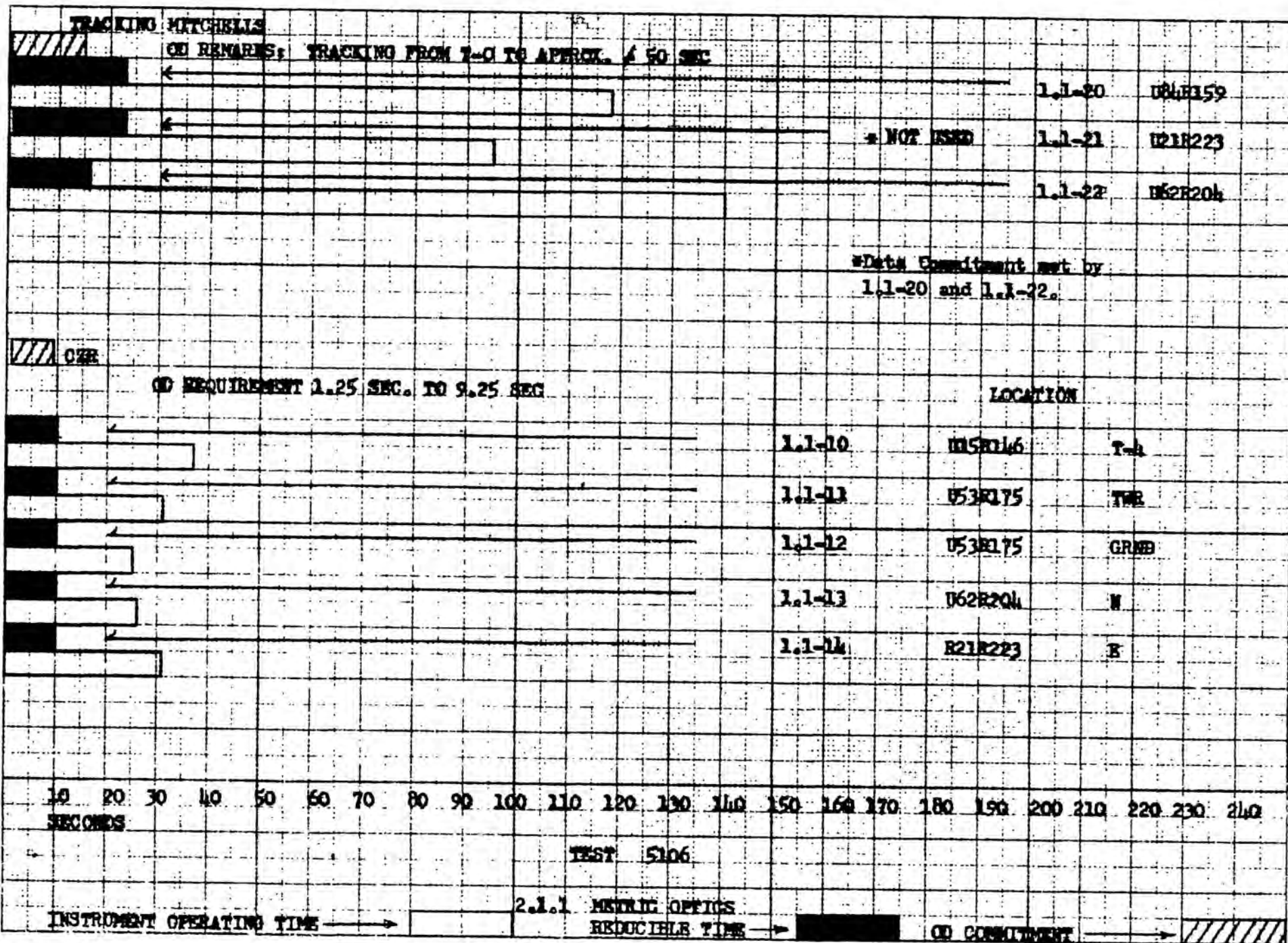
Program Engineer - L. Thayer, Jr., UL 7-4327.

#### 1.4 Range Discrepancies

The following malfunction was extracted from the "Preliminary Verbal Data Report" (PCR-2) received for ORV 1861 (XRAY).

"Did not record 100<sup>th</sup> reference on recorder number 1, Tracks 1 . . . 2 until plus 554 seconds."

This discrepancy was due to operator error.



-2-

**THEODOLITES REQUIREMENTS**

OR L.C.V.

- 1.20 Heavy Mass, 9/10 Clouds to Optical Limits
- 1.30 Clouds, to Optical Limits
- 1.40 Clouds, to Optical Limits
- 1.50 Optical Limits
- 1.60 Optical Limits
- 1.70 8/10 Clouds, to Optical Limits

-3-

10 20 30 40 50 60 70 80 90 100 110 120 130 140 150 160 170 180 190 200 210 220 230 240

TEST 5106

2.1.1 METRIC OPTICS

INSTRUMENT OPERATION TIME →

→

REDUCIBLE TIME →

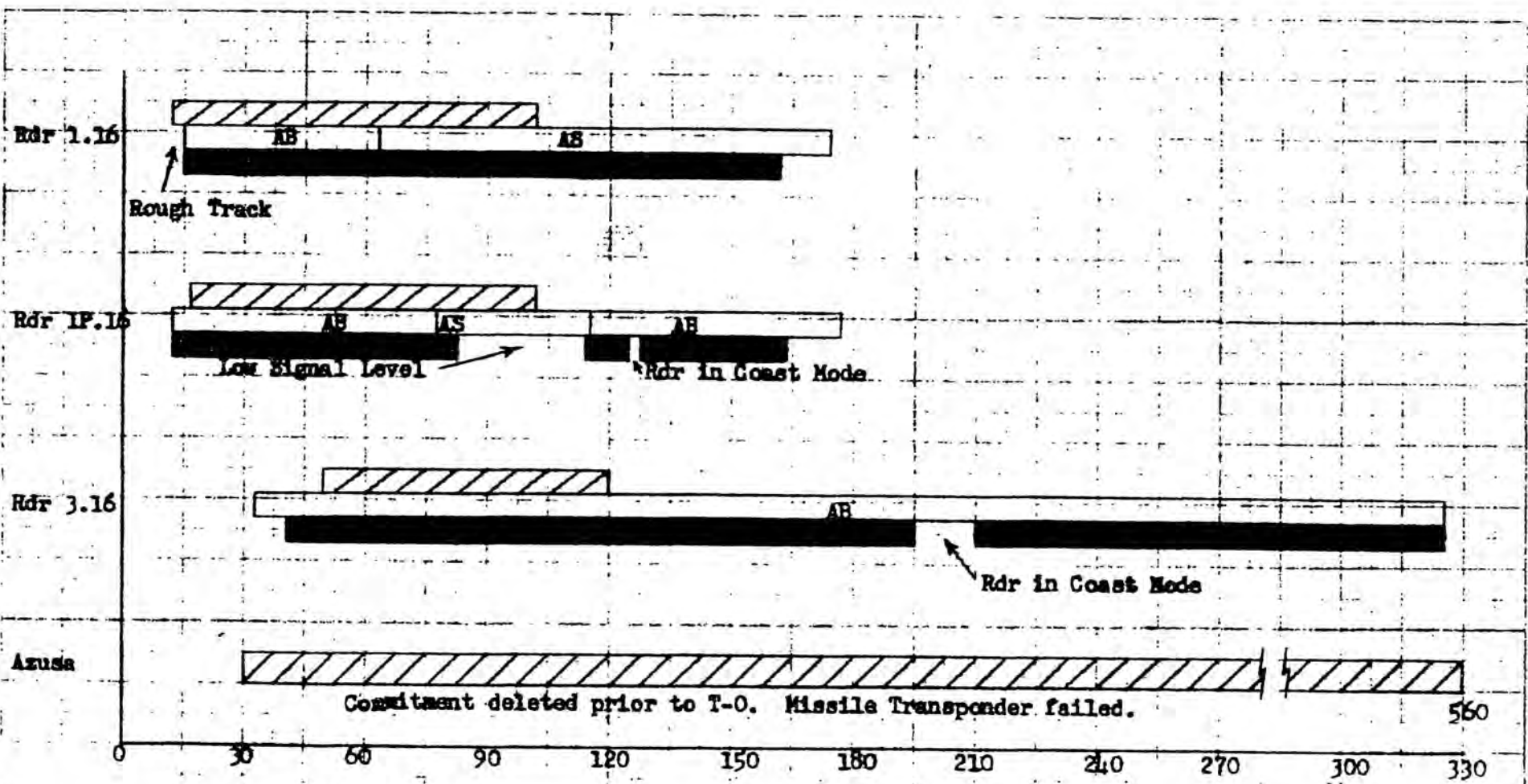
→

O.B. COMMENT →

→



-7-



TEST 5106


2.1.2 Pulse and CW Radars

AS*	AB*	O.D. Commitment (coverage only)
AS*	AB*	** Preliminary Estimate of On Track Time
		Estimate of Reducible Data

- \*Taken from Flash Report
- \*AS, Auto Skin
- \*AB, Auto Beacon

-5-

RDR 1.4



RADAR IN REMOTE

LOW SIGNAL AND RADAR IN MANUAL

LOW SIGNAL

RADAR IN MANUAL

RADAR DID NOT TRACK FIRST STAGE TO IMPACT AS REQUIRED, TRACKED STRONGEST TARGET RETURN AT FIRST STAGE SEPARATION. OBJECT UNIDENTIFIABLE.

0 40 80 120 160 200 240 280 320 360 400 440 480 520 560 600 640 680 720 760 800 840 880

TEST 5106 (CONTINUED)  
2.1.2 PULSE AND CW RADARS



OD COMMITMENT (COVERAGE ONLY)  
PRELIMINARY ESTIMATE OF ON-TRACK TIME\*\*  
ESTIMATE OF REDUCIBLE DATA

\*AUTO SKIN  
\*\*TAKEN FROM FLASH REPORT

TEST EVALUATION REPORT

TEST 5106

2.2.1

CAMERA OPERATING SUMMARY

	Total Committed In PCF	Total Operated
Total number Engineering Sequential-Fixed Cameras	5*	5*
Total number Engineering Sequential-Tracking Cameras	13	13
Total number of Documentary Cameras-Range User	12	12
Total number Documentary Cameras-Officer of Information	2	2
<hr/>		
Totals	32*	32*

\* This excludes two cameras committed for emergency use only.

## TEST EVALUATION REPORT

TEST 5106

2.2.2

The only known discrepancies in Engineering Sequential coverage are as follows:

ITEM #	COVERAGE DESIRED	PERFORMANCE RATING (%)	COMMENTS
1.2-15	Tracking: To show first stage separation, and second stage ignition. Exposure #2 (First acquisition to limits of visibility.	66	Obscured by clouds
1.2-7	Fixed: From center of each umbilical connect area to three feet above connect area. Exposure #1	70	Soft Focus
1.2-12	Tracking: From T-10 seconds to limits of visibility. To show first stage flight, first stage separation, second stage ignition and second stage flight. Exposure #3	70	Obscured by clouds
1.2-13	Same as above	75	Tracked first stage after separation
1.2-19	Tracking: To attempt to show flame size and ionization phenomena. (First acquisition to limits of visibility). Exposure #3. Commitment to RTV.	50	Obscured by clouds

NOTE: Item 1.2.7 is presently being investigated.





Notes 235.5 mc/s was used by Telemetry K193B.

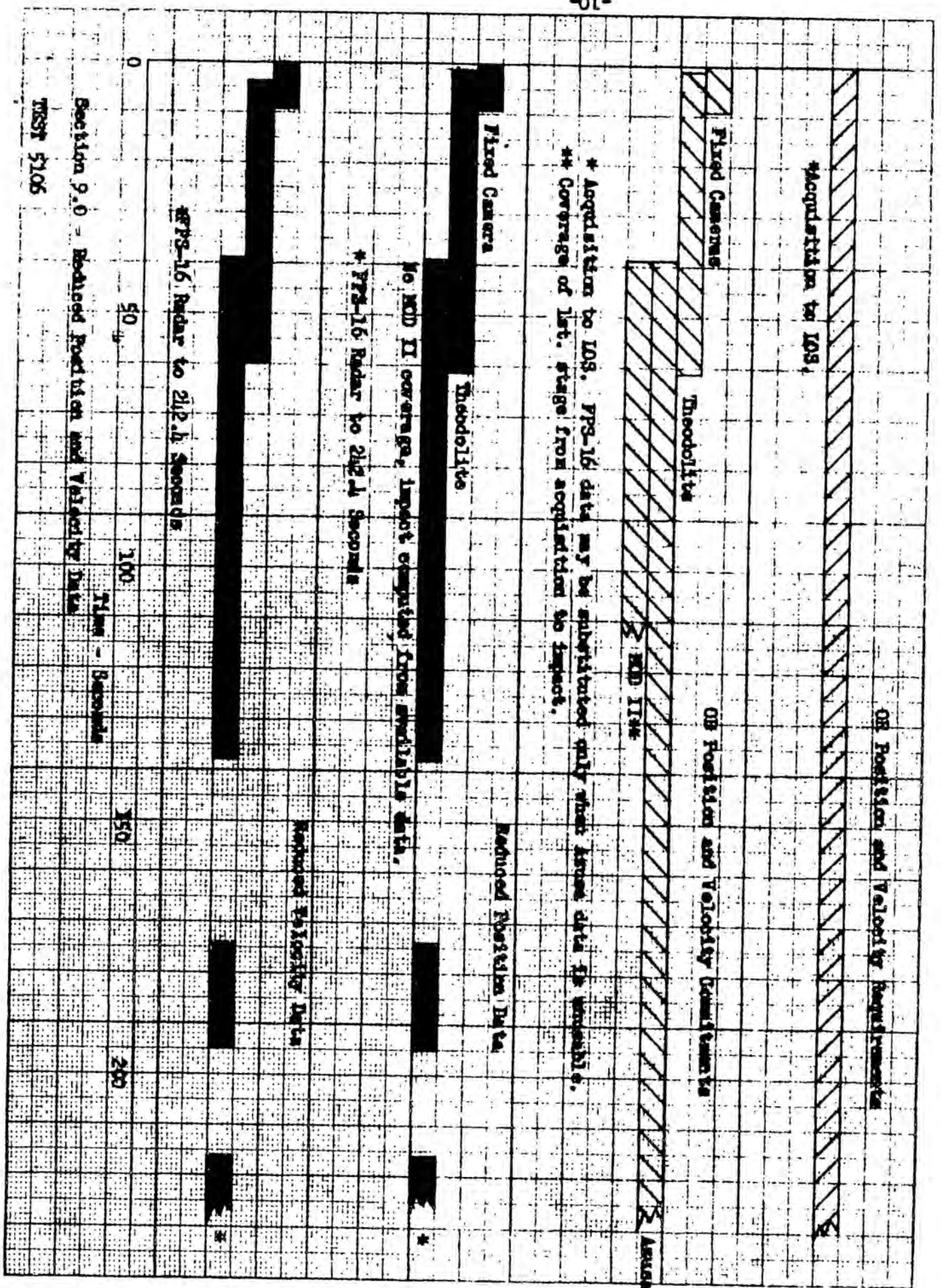
Test 5106

2.3 Range Telemetry

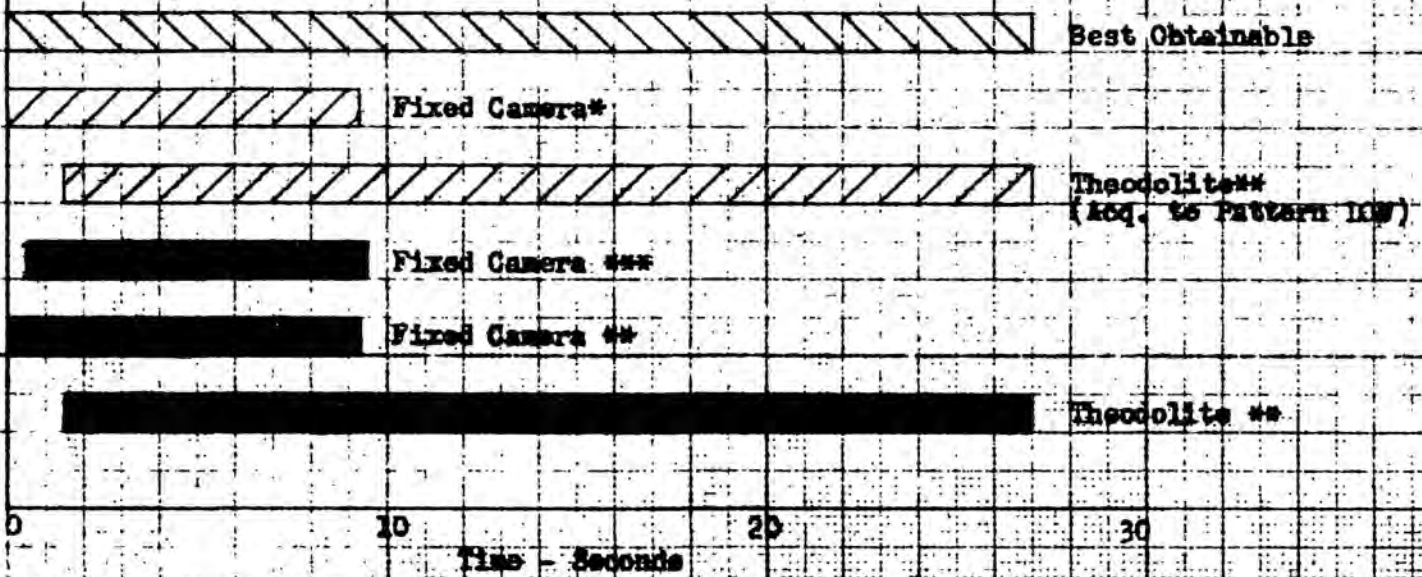
**TEST EVALUATION REPORT**

**TEST 5106**




- 2.4 Other Test Data Support - No Comments**
- 3.0 WEATHER - No Comment**
- 4.0 SUPPORT INSTRUMENTATION - No Comments**
- 5.0 MATERIEL AND SERVICES - No Comments**
- 6.0 TRANSPORTATION - No Requirement**
- 7.0 RECOVERY - No Requirement**
- 8.0 AIRCRAFT OPERATION - No Comments**



Attitude Data

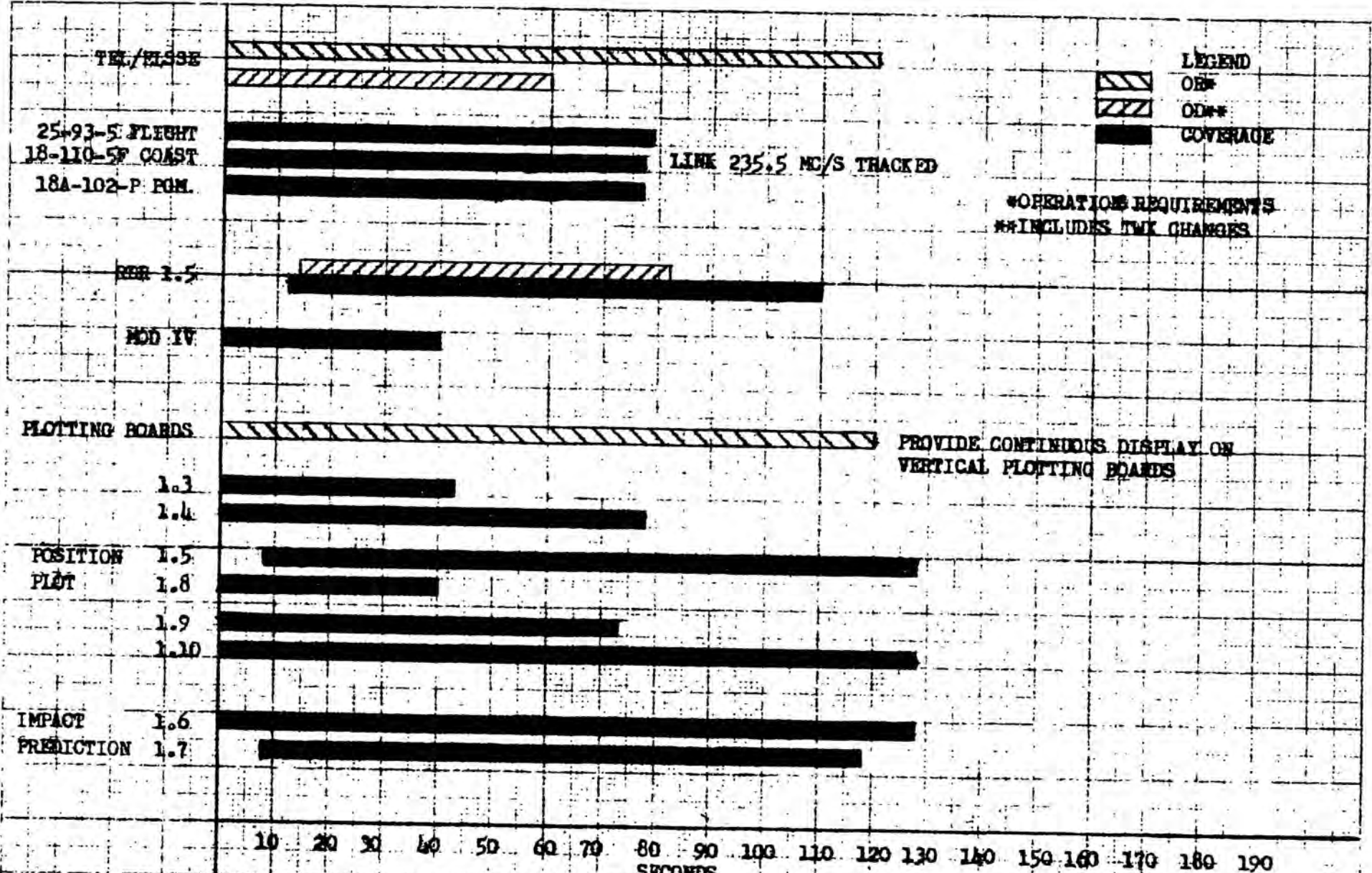


Section 9.0 - Reduced Attitude Data

- Legend
-  OR Requirement \* Roll, Pitch and Yaw
  -  OR Constraint \*\* Pitch and Yaw
  -  Reduced Data \*\*\* Roll

TEST 5106

-12-



TEST 5106  
SECTION 10.1  
RANGE SAFETY

NOTES: AZUSA DELETED PRIOR TO T-0 DUE TO TRANSPONDER MALFUNCTION.  
EARLY LAUNCH PHASE - COVERAGE BY MK 51, WIRE SKY SCREENS AND TV WAS SATISFACTORY.

# CAPE KENNEDY 1-10-61

34 Tues., Jan. 18, 1966 Paterson News ★

OUR SPACE AGE

By Otto Binde



1961

JAN. 10

FLA.

RECEIVED  
SEP 28 1962  
RECEIVED

25 September 1962

*cf. Polaris report*  
↳

Mr. Richard H. Hall  
NICAP  
1536 Connecticut Ave. N.W.  
Washington 6, D. C.

Dear Mr. Hall:

I enjoyed Major Keyhoe's speech to the Pan American Management Club recently. I am sorry he felt he had to "soft-pedal" some of the Air Force activities in covering up.

I spoke with Major Keyhoe at some length after the dinner. I informed him of the incident that occurred here on 10 January 1961 and as promised, I am sending you a copy of the report.

On 10 January 1961 during a test of a Polaris missile from Cape Canaveral, Radar 1.4, a S band AFMTC Model II type, tracked an object that appeared to be alternately hovering, then moving rapidly to a new location. The hovering was not steady but actually was a slow drift. The radar maintained track for about 14 minutes. The first stage impacts long before this. The radar was calibrated before and after the test as a matter of routine and was "AOK"

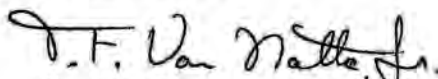
Optical camera track was maintained on the first stage. The film showed no evidence of any such movement on the part of the first stage.

The official report on this test (pg. 5) merely states "Object Unidentifiable". The camera followed the first stage in error (pg. 7). However, his films proved that the first stage did not act in an unusual manner. This is a 16mm cine camera with a 20 inch lens.

I am enclosing \$5.00 for membership in the NICAP and for the UFO Investigator.

I wish NICAP all the success in the world in the coming presentation to Congress. I hope it opens some minds.

Sincerely,

A handwritten signature in cursive script that reads "T. F. Van Natta, Jr.".

T. F. Van Natta, Jr.  
42 Cocoa Palms Drive  
Cocoa Beach, Florida